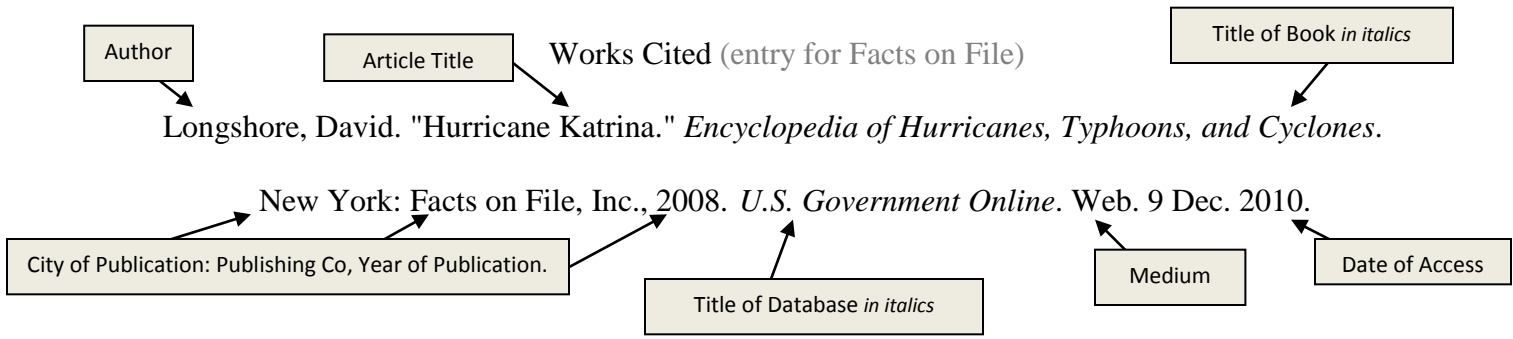


*Note: The citation is given after each article via the ABC-CLIO database on Skyline's library page. No changes need to be made to the citation that is provided.*

How an in-text citation should look in your paper from the above source:

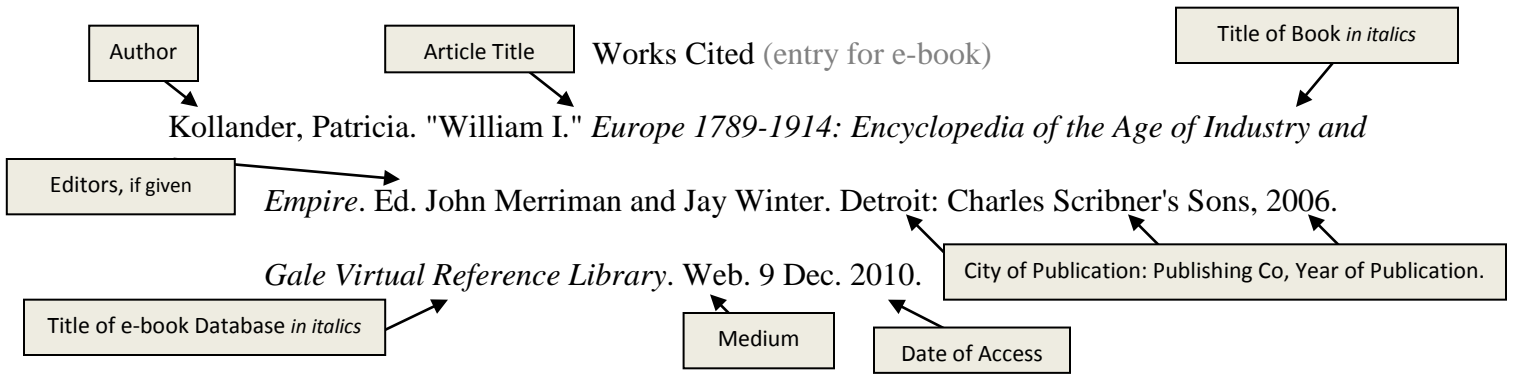
("Martin." or "Martin Luther King Jr.")



*Note: The citation is given after each article on Facts on File, but the citation does not follow MLA style so please look to the above for guidance.*

How an in-text citation should look in your paper from the above source:

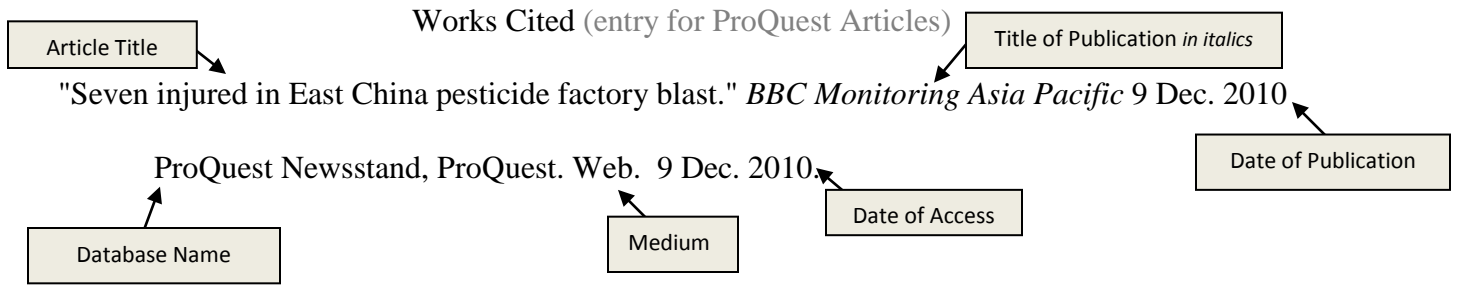
(Longshore)



*Note: The citation is given after each article via the e-books on Skyline’s library page though there are THREE things you must change: author’s name should not be all caps, remove the volume number and page numbers.*

How an in-text citation should look in your paper from the above source:

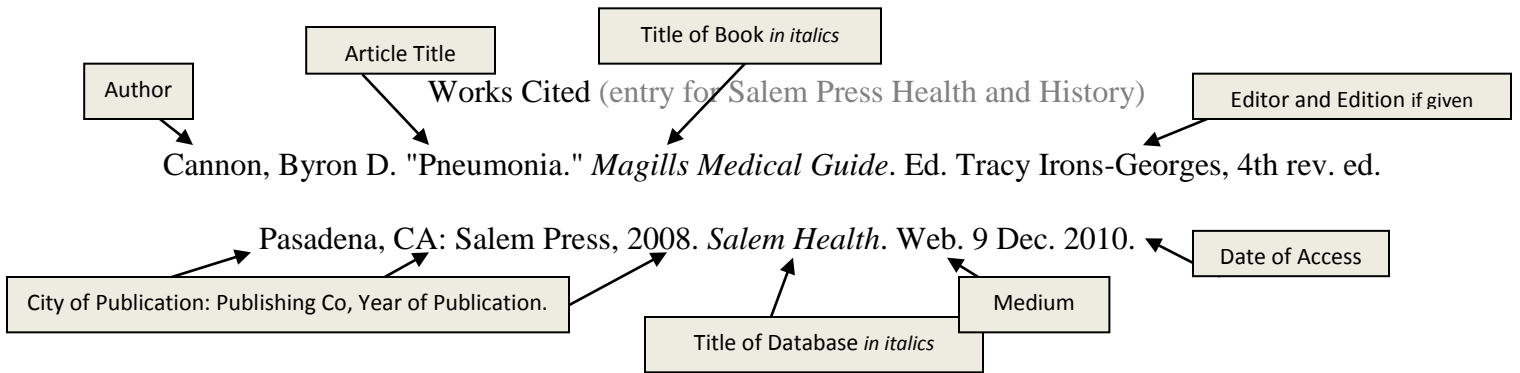
(Kollander 2467)



*Note: The citation is given after each article via ProQuest access on Skyline’s library page – click on the “cite this” icon and then choose MLA under the ‘Choose Citation Style’ drop-down menu. No changes need to be made to the citation that is generated.*

How an in-text citation should look in your paper from the above source:

(“Seven injured”)



*Note: Note: The citation is given for each article (click on Article Citation icon in left column). Except for a period that needs to be added after Salem Health, no other changes need to be made.*

How an in-text citation should look in your paper from the above source:

(Cannon)